

# ECO SHOWER BASE

## SPECIFICATIONS



7 Year Replacement  
Warranty\*



1 Year Labour  
Warranty\*

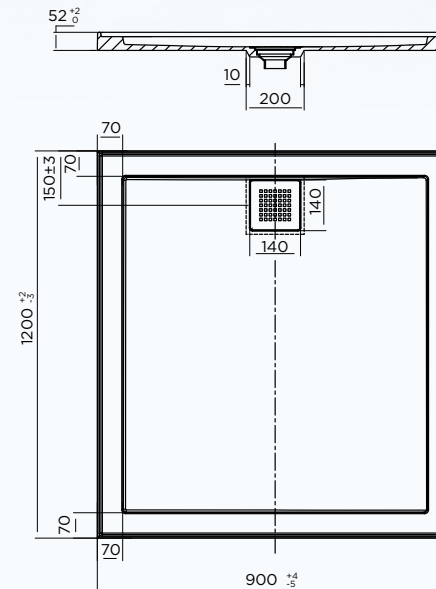
## 900 X 1200 REAR OUTLET SHOWER BASE

ITEM CODE: **EC9012R**

- Sanitary grade gelcoat surface
- Stonelite\* solid cast construction
- 4 tile flanges to help prevent leakage
- Square Chrome Grate included
- Matte Black and White grate option available
- Cement based tile adhesive or mortar bed installation
- Profile 50mm
- Weight: 46kg
- Bases can be rotated to allow for alternative waste positions




Technical Drawings



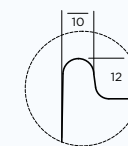
### Two part Grate System

**Square grate**  
EBG-MB (Black)  
EBG-WH (White)  
EBG-CH (Chrome)

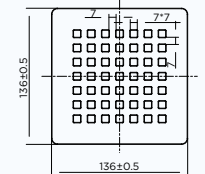
**Round grate**  
SWG-WH (White)



### Base Lip



### Drain Grate



### AVAILABLE SIZES:

- 820 x 820 Rear Outlet
- 900 x 900 Rear outlet
- 1000 x 1000 Rear Outlet
- 820 x 900 Rear Outlet
- 900 x 820 Rear outlet
- 900 x 1000 Rear outlet
- 900 x 1200 Rear Outlet
- 1000 x 900 Rear Outlet
- 1200 x 900 Rear Outlet
- 1200 x 1000 Rear Outlet
- 1500 x 900 Rear Outlet
- 1800 x 900 Rear Outlet
- 820 x 820 Centre Outlet
- 900 x 900 Centre Outlet
- 1000 x 1000 Centre Outlet
- 1200 x 900 Centre Outlet
- 1500 x 900 Centre outlet
- 914 x 914 Neo Centre Rear Outlet
- 1000 x 1000 Neo Centre Rear Outlet
- 900 x 900 Curved Corner Rear Outlet
- 1000 x 1000 Curved Corner Rear Outlet

[oceano.com.au](http://oceano.com.au)

All nominated sizes are approximate and correct at time of publication. Oceano reserves the right to make modifications without prior notice. \*Conditions Apply. Updated July 2023

**oceano**  
BATHROOM